
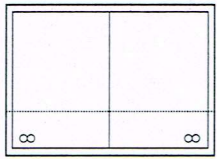




## TRAILER CONDITION REPORT

### RAPORT O STANIE NACZEPY - FORDONSBEKTTNING

Trailer No:		Owner:	
Port of loading:		Port of destination:	
Date:	Hour:	M/s:	



Equipment - Wyposażenie	Damages - Uszkodzenia
<b>0</b> = trailer OK. <b>1</b> = tarpaulin / brezenty <b>2</b> = side board / burty <b>3</b> = chassis / podwozie <b>4</b> = legs / nogi <b>5</b> = tyres / opony <b>6</b> = spare wheel / koło zapas <b>7</b> = winch / korba <b>8</b> = lights / światła <b>9</b> = plumbs / plomby <b>10</b> = wedge / kliny <b>11</b> = belts / pasy	<b>S</b> = scratched / odrapany <b>B</b> = bent / pocięty <b>T</b> = torn / podarty <b>L</b> = leakage / wyciek <b>Cr</b> = cracked / rozbity <b>Br</b> = broken / połamany <b>D</b> = dent / wgięty <b>M</b> = missing / brak <b>O</b> = out of order /uszkodz <b>Le</b> = left / lewy <b>R</b> = right / prawy <b>F</b> = front / przód <b>Re</b> = rear / tył

	Damages / Uszkodzenia	Sign / Podpis Data/godz. Date/hrs	Sign / Podpis Data/godz. Date/hrs
<b>Truck</b> ⇩ <b>Port</b>		Driver	Port
<b>Port</b> ⇩ <b>Ship</b>		Port	Ship
<b>Ship</b> ⇩ <b>Port</b>		Ship	Port
<b>Port</b> ⇩ <b>Truck</b>		Port	Driver

 - IZOTERMA / ISOTHERMAL UNIT

 - CHŁODNIA / REFRIGERATING UNIT

 - ŁADUNEK GŁĘBOKO ZMROŻONY / DEEP - FROZEN CARGO

 - PODŁĄCZENIE DO SIECI STATKOWEJ W CZASIE REJSU / TO BE PLUGGED - IN WHILE AT SEA

Żądana temperatura / requested temp. ....

 Faktyczna temp.: shipper / terminal ..... terminal / vessel ..... vessel / terminal ..... terminal / consignee .....  
 Real temp.